


A1 HÖREN SURVIVAL GUIDE

**Understand more, even when
you don't catch every word**



Many learners struggle with the listening section of the Goethe-Institut A1 exam because the audio feels too fast and difficult to follow. It's easy to feel lost after missing just one word—and once that happens, it can be hard to recover.

What's important to understand is that you are not expected to catch everything. The goal is to recognize key information and understand the situation well enough to choose the correct answer.


This guide gives you a practical way to approach the listening tasks so you can stay focused, avoid common mistakes, and respond with more confidence—even when the audio is not completely clear.

The A1 Hören Exam: Structure and Parts

In the listening section of the Goethe-Institut A1 exam, you will hear short conversations and announcements based on everyday situations.

The test has three parts and lasts about 20 minutes.

Your task is to listen carefully and choose the correct answer for each question. You will hear the audio once or twice, depending on the task.



How to Get Points in Hören

In the A1 listening exam, you are not tested on perfect understanding. You are evaluated on whether you can:

- **Identify key information** - Focus on important details like time, place, and action
- **Understand the situation** - What is happening? (*invitation, appointment, shopping, etc.*)
- **Choose the correct answer** - Based on what you hear —not what you think
- **Stay focused until the end** - Important information often comes in the middle and end part.

Teil 1: Short Conversations (Multiple Choice)

- You hear short conversations
- Each audio has one question
- You choose the correct answer (A, B, or C)
- The audio is played twice

Focus on:

- key details (time, place, numbers)
- what is happening



REMEMBER:


The correct answer is often just one small detail (like a number or time)—missing it means missing the whole question.

Teil 2: Announcements (True or False)

- You hear short announcements or messages
- You decide if the statement is:
 - Richtig (True)
 - Falsch (False)
- Each audio is played once

Focus on:

- important information
- changes or instructions



REMEMBER:


The audio will usually say the idea differently from the statement, so don't expect to hear the same words.

Teil 3: Short Information (Multiple Choice)

- You hear short pieces of information
- You answer multiple choice questions
- The audio is played twice

Focus on:

- the main idea
- specific details



REMEMBER:

The speaker often gives or changes the final answer at the end, so choosing too early can lead to mistakes.

The Most Important Mindset

You do NOT need to understand every word.

Many learners try to translate everything they hear—and this is what causes panic and confusion. In the Goethe-Institut A1 exam, your goal is not perfect understanding, but correct answers.

Focus on:

- **Keywords** → the most important words (time, place, action)
- **Context** → what is happening in the situation
- **Overall meaning** → the general idea, not every detail


Even if you miss some words, you can still answer correctly if you understand the situation.

What You Should Listen For

Train your ears to catch the most important information in the audio:

- **Names** → Anna, Herr Müller (Who is speaking or involved?)
- **Numbers** → 15 Uhr, 20 Euro (Time, price, quantity—very common in questions)
- **Dates** → Montag, 10. Mai (When something happens)
- **Places** → Bahnhof, Restaurant, Büro (Where the situation takes place)
- **Actions (verbs)** → kommen, treffen, kaufen (What is happening?)

These are often the exact answers to the questions.



TIP:

You don't need every word—just the ones that answer the question.

Common A1 Listening Situations

Most listening tasks are based on simple, everyday situations:

- **Appointments** → meeting time, schedule
- **Invitations** → party, event, plans
- **Shopping** → price, item, payment
- **Travel & Transport** → train, bus, directions
- **Daily Conversations** → simple plans or information

Also Common (Often Missed)

- **Announcements** → station, airport, store information
- **Phone Messages** → leaving or receiving short information
- **Work / School** → schedule, class, simple instructions
- **Problems / Changes** → delays, cancellations, changes of plan
- **Shopping** → listen for price
- **Meeting** → listen for time and place
- **Announcement** → listen for changes or instructions
- **Travel** → listen for destination or schedule


Why this matters

The exam doesn't test random topics

It repeats the same situation types again and again

The more familiar you are with these, the easier it becomes to:

- predict the topic
- focus on the right information
- answer quickly



TIP:

Recognizing the situation helps you predict what to listen for—and often, what the answer will be.

Simple Listening Strategy

Before Listening

- Read the question carefully
- Underline or focus on key words
- Think: What am I listening for?

While Listening

- Focus on key information, not every word
- Stay calm if you miss something
- Keep listening until the end (important details often come later)

After Listening

- Choose the most logical answer based on what you heard
- Avoid changing your answer unless you are sure
- Trust your first understanding if it makes sense



REMEMBER:

The speaker often gives or changes the final answer at the end, so choosing too early can lead to mistakes.



Watch Out for Traps in the Audio

In the Goethe-Institut A1 listening exam, not everything you hear is correct information. The audio is designed to test whether you can identify the correct detail, not just recognize familiar words.

The speaker may:

- mention multiple options (e.g., different times or places)
- give incorrect information first
- change or correct the information later

This means:

- the first answer you hear is not always correct
- you need to listen until the end of the sentence or conversation
- you should focus on the final and most complete information

Example

Wir treffen uns um 3 Uhr... nein, besser um 5 Uhr.

Correct answer: 5 Uhr

Even if you hear "3 Uhr" first, it is not the final answer.

What many learners do wrong

- Choosing the first thing they hear
- Not noticing corrections like nein, doch, später
- Stopping their attention too early

What you should do instead

- Keep listening until the very end
- Pay attention to changes or corrections
- Choose the answer that matches the final meaning

Your Next Step

If listening has felt frustrating or overwhelming, you're not alone. Many learners struggle at first—especially when the audio feels fast and difficult to follow.

But this is something you can improve.

With the right approach, listening becomes clearer. You start to recognize patterns, catch familiar words, and understand more than you expect. What feels confusing now will become easier with practice.

You don't need to be perfect to pass.

Build a System That Works for You

If you want to stop guessing how to study and start making real progress, follow Bella Lingua.

We help you build a simple, effective study system and give you the right resources so you can improve step by step—and move closer to passing with confidence.

Find us on Facebook: [Bella Lingua -DE](#)

Visit Us on: [Bella Lingua - Deutsch](#)

